


Good Food

Picture reading



Look at the pictures and answer.

1. What can you see in Picture 1?
2. Look at Picture 2. What is the man doing with the wheat?
3. Look at Picture 4. Who are they? What are they doing?
4. What is the girl doing in the last picture?
5. What do you have along with chapatti?
6. Have you seen a field? What was growing there? Speak about it.





Chapter 7. The Big Laddoo



0332CH07




Let us recite

If all the laddoos were one Laddoo
Oh! What a BIG Laddoo it would be!

If all the children were one child
Oh! What a BIG child that would be!

If all the seas were one sea
Oh! What a BIG sea it would be!

Then if the BIG child
picked the BIG Laddoo



And threw it into the BIG sea

Oh! What a BIG SPLISH-SPLASH it would be!


New words

sea splish-splash





1. Have you seen a big laddoo? How big was it? Did you eat it all by yourself? Tell your friends about it.
2. Have you eaten anything that is very big? What was it? Talk about it.
3. What different kinds of laddoos have you eaten?
4. Name a few things that are round in shape. Can you eat all of them? Write them in the correct column.



That can be eaten	That cannot be eaten

5. The child threw the Big Laddoo into the sea. What do you think happened to the Laddoo?



Jithu and Meena are friends. Meena cannot see properly. It was her birthday. Jithu gifted her a box of mixed sweets. She felt the sweets and excitedly picked up the big laddoo. She said, "I love laddoos!" Jithu was surprised and asked her, "How did you know it was a laddoo?"



Think and say what Meena answered.

**Laddoos are sweets, commonly eaten in every house.
Write words that tell us about the laddoo.**

_____	_____
_____	_____
_____	_____
_____	_____
_____	_____



A. Frame a few sentences using the given words.

1. play _____
2. plum _____
3. cloud _____
4. clock _____
5. blue _____
6. blanket _____

B. Match the following.

- | | |
|------------|---------|
| 1. cock | lioness |
| 2. lion | cow |
| 3. peacock | hen |
| 4. mare | duck |
| 5. bull | peahen |
| 6. drake | horse |

**Note to the teacher**

- Draw learners' attention to the blends 'cl', 'pl' and 'bl'.
- Ask questions to draw attention to the concept used for matching the pairs.

A. Look at these objects shown here. Collect and put them one by one into a tub of water. See which one will float and which one will sink. Tick the objects that float and cross the objects that sink.

a piece of paper _____



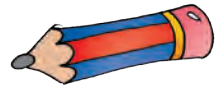
a small stone _____



a green leaf _____



a pencil _____



an eraser _____



a feather _____



a spoon _____



Note to the teacher

Reinforce the concept of 'light' and 'heavy' by using suitable terms.



Did you know that not only sweets but a few other dishes are also prepared especially during festivals?



Have you heard of *khichdi*? It is a popular dish. *Khichdi* is usually cooked with rice and lentils together. It is prepared during festivals and also eaten as a meal.

Festivals keep us connected with nature and culture. Every year we celebrate many festivals in our country. Festivals help us stay together. They bring happiness, joy and smiles.

Khichdi is a traditional dish prepared especially during the Sankranti festival. Different parts of India prepare *khichdi* with different variations, like adding vegetables or using different lentils.

Did you know that this festival is also known as the Harvest Festival? It is celebrated to thank the Sun God for a good harvest. It is known by different names like Sankranti, Pongal, Lohri, Bihu, Maghi Sankrant, Makara Sankranti, Sakraat and Magha Saaji across the country. Flying kites during this festival is also very popular.



***Khichdi* is known by different names across the country.**

Gujarati khichdi, Gujarat.

Pongal, Tamil Nadu.

Bihari khichdi, Bihar.

Bajra khichdi, Rajasthan.

Kichuri, West Bengal.

Bisi bele bhat, Karnataka.

Moong khetchir, Kashmir.



A. Which is your favourite festival? Write the names of some sweets and dishes prepared on that day.

